


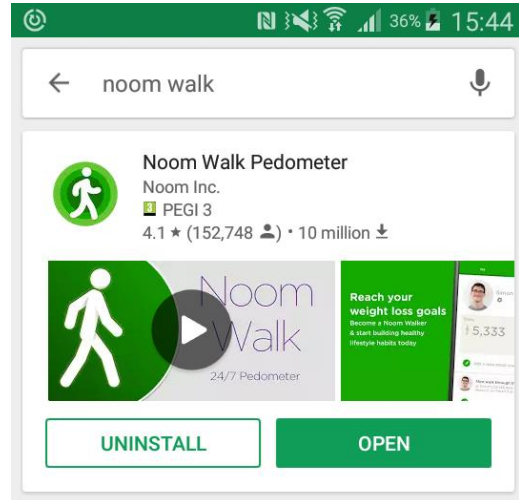
RHL's Great Step Challenge

Step Counter App setup




Android Setup

1. Go to Play Store  and search for "Noom Walk"
2. Select Noom Walk Pedometer and tap install
3. When it has finished installing tap "Open" which will launch the app
4. If you then click on the settings cog, at the top you can turn the step count off until the time of the step challenge. When you want to do the challenge simply turn the count on again



Apple Setup

1. Go to store  and search for "pedometer" and select the app pictured to the right
2. Tab "get" and the app will download
3. Launch the app and when you want to start the step challenge simply tap "Start"

